



## Coming to America

**May 5 2016**

Innovation • Performance • Growth



**Sydney Mining Club**

*Mick Wilkes, President & CEO*

# Cautionary & Technical Statements



## ***Cautionary Notes - Information Purposes Only***

The information contained in this presentation is provided by OceanaGold Corporation ("OGC") for informational purposes only and does not constitute an offer to issue or arrange to issue, or the solicitation of an offer to issue, securities of OGC or other financial products. The information contained herein is not investment or financial product advice and has been prepared without taking into account the investment objectives, financial situation or particular needs of any particular person. The views, opinions and advice provided in this presentation reflect those of the individual presenters only. No representation or warranty, express or implied, is made as to the fairness, accuracy, completeness or correctness of the information, opinions and conclusion contained in this presentation. To the maximum extent permitted by law, none of OGC or any of its directors, officers, employees or agents accepts any liability, including, without limitation, any liability arising out of fault or negligence, for any loss arising from the use of the information contained in this presentation. Furthermore, this presentation does not constitute an offer of shares for sale in the United States or to any person that is, or is acting for the account or benefit of, any U.S. person (as defined in Regulation S under the United States Securities Act of 1933, as amended (the "Securities Act")) ("U.S. Person"), or in any other jurisdiction in which such an offer would be illegal. OGC's shares have not been and will not be registered under the Securities Act.

## ***Cautionary Statement Concerning Forward Looking Information***

Certain information contained in this presentation may be deemed "forward-looking" within the meaning of applicable securities laws. Forward-looking statements and information relate to future performance and reflect OGC's expectations regarding the generation of free cash flow, execution of business strategy, future growth, future production, estimated costs, results of operations, business prospects and opportunities of OGC and its related subsidiaries. Any statements that express or involve discussions with respect to predictions, expectations, beliefs, plans, projections, objectives, assumptions or future events or performance (often, but not always, using words or phrases such as "expects" or "does not expect", "is expected", "anticipates" or "does not anticipate", "plans", "estimates" or "intends", or stating that certain actions, events or results "may", "could", "would", "might" or "will" be taken, occur or be achieved) are not statements of historical fact and may be forward-looking statements. Forward-looking statements are subject to a variety of risks and uncertainties which could cause actual events or results to differ materially from those expressed in the forward-looking statements and information. They include, among others, the accuracy of mineral reserve and resource estimates and related assumptions, inherent operating risks, and those risk factors identified in OGC's most recent annual information forms prepared and filed with securities regulators which are available on SEDAR at [www.sedar.com](http://www.sedar.com) under OGC's name.

There are no assurances OGC can fulfil forward-looking statements and information. Such forward-looking statements and information are only predictions based on current information available to management of OGC as of the date that such predictions are made; actual events or results may differ materially as a result of risks facing OGC, some of which are beyond OGC's control. Although OGC believes that any forward-looking statements and information contained in this presentation are based on reasonable assumptions, readers cannot be assured that actual outcomes or results will be consistent with such statements. Accordingly, readers should not place undue reliance on forward-looking statements and information. OGC expressly disclaims any intention or obligation to update or revise any forward-looking statements and information, whether as a result of new information, events or otherwise, except as required by applicable securities laws. The information contained in this release is not investment or financial product advice.

## ***Technical Disclosure***

The Mineral Resources for Didipio were prepared by, or under the supervision of, J. G. Moore, whilst the Mineral Resources for Macraes were prepared by S. Doyle. The Mineral Reserves for Didipio were prepared under the supervision of M. Holmes, while the Mineral Reserves for Macraes were prepared by, or under the supervision of, K. Madambi. The Mineral Resources and Reserves for Haile were prepared by, or under the supervision of, Joshua Snider, P.E., Erin Paterson, P.E., Lee "Pat" Gochnour, M.M.S.A., John Marek, P.E. and Carl Burkhalter, P.E. The Mineral Reserves and Resources for Waihi were prepared by, or under the supervision of, T. Maton, P. Church and D. Bertoldi. Each of the aforementioned persons is a "Qualified Person" for the purposes of NI 43-101. M. Holmes, S. Doyle, K. Madambi, J. G. Moore, T. Maton and P. Church are Members and Chartered professionals with the Australasian Institute of Mining and Metallurgy and each is a "qualified person" for the purposes of NI 43-101. D. Bertoldi is a fellow of the Australasian Institute of Mining and Metallurgy and is a "qualified person" for the purposes of NI 43-101. Messrs Holmes, Doyle, Madambi, Moore, Maton, Church and Bertoldi have sufficient experience, which is relevant to the style of mineralisation and type of deposits under consideration, and to the activities which they are undertaking, to qualify as Competent Persons as defined in the 2012 Edition of the "Australasian Code for Reporting of Exploration Results, Mineral Resources and Ore Reserves" ("JORC Code").

The resource estimates for the El Dorado property were prepared by Mr. Steven Ristorcelli, C.P.G., of Mine Development Associates, Reno, Nevada (who is an independent Qualified Person as defined in NI 43-101) and conforms to current CIM Standards on Mineral Resources and Reserves.

For further scientific and technical information (including disclosure regarding mineral resources and mineral reserves) relating to the Macraes Operation, the Didipio Operation, the Waihi Gold Operation and the Haile Gold Mine Project, please refer to the NI 43-101 compliant technical reports available at [sedar.com](http://sedar.com) under the Company's name. For further scientific and technical information (including disclosure regarding mineral resources and mineral reserves) relating to the El Dorado property, please refer to the reports publicly available on SEDAR ([www.sedar.com](http://www.sedar.com)) prepared for Pacific Rim Mining Corp.

## ***General Presentation Notes***

- ▶ All AISC and cash costs are net of by-product credits unless otherwise stated
- ▶ All financials are denominated in US Dollars unless otherwise stated

# Presentation Themes

OceanaGold

Coming to America

Growth

Baseball

Mining

Gridiron

Gold

Donald Trump

# 2011: A New Era Begins



Didipio  
Something special



New Zealand  
Leveraging experience & cash flows

New management team

Self perform strategy for Project Execution

25 years operating experience in NZ with a deep pool of talent

NZ assets generating cash flows

# What's to Like About America?

The Big G?



Big cities and \$\$\$\$ ?



Baseball?



Politics?



Gridiron?



Uncle Sam?




Fast Food?



Nevada?



Hollywood?



Shock and Awe???



# The Baseball Paradigm



The ole bat flip after a home run



Major League Baseball Stadium  
Toronto, Canada

Today, more than 100 countries play baseball

Boston Americans won first world series in 1903

New York Yankees have won the most # of World Series with 27

9 innings – home plate & 3 bases

# The Game Plan

**We will be a mid-tier, multinational gold producer delivering superior shareholder returns in a safe and sustainable manner by developing and operating high quality assets. We will be the partner, employer and mining company of choice.**

## **Deliver consistent & positive results**

Operating efficiently

Investing in high quality assets

**Shareholder  
Wealth**

Maximising value from existing  
assets

Spending judiciously

**Unwavering commitment to the environment and stakeholders**

# First Base

## Didipio “the mine that would never be built”



Commercial production  
April 1, 2013



Final Stage of open pit commenced  
March 2016



Underground development  
underway

Developed by in-house development team

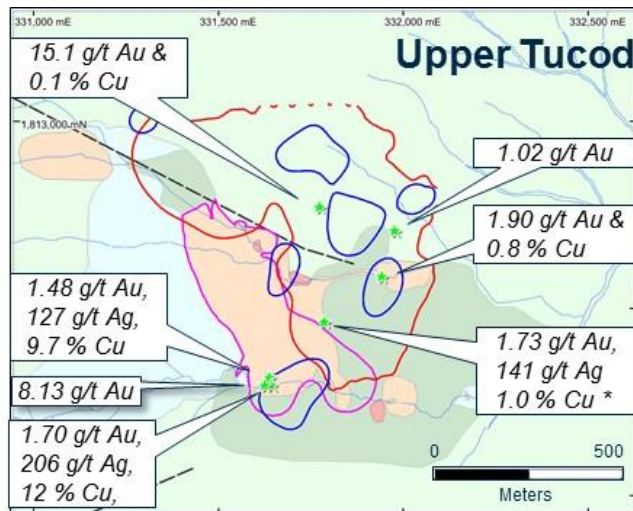
Transitioning to underground

Optimised in 2014 delivering additional  
value

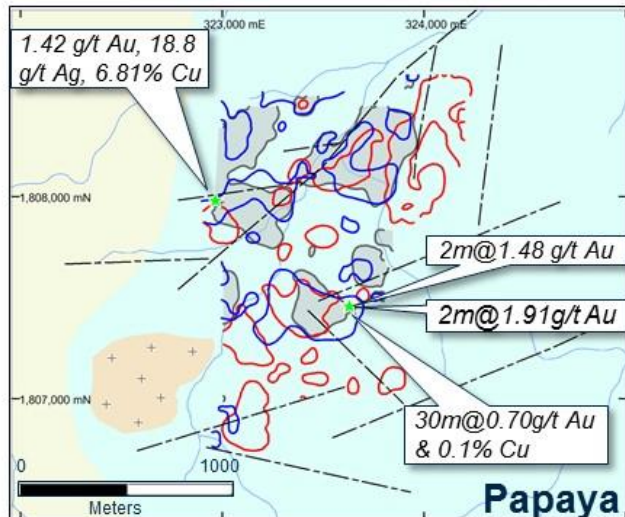
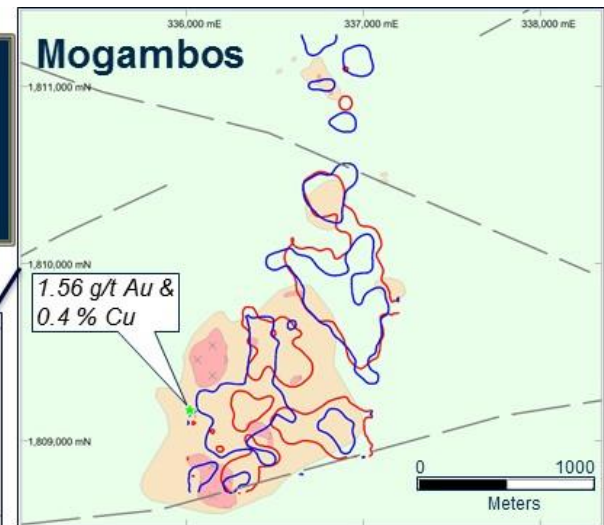
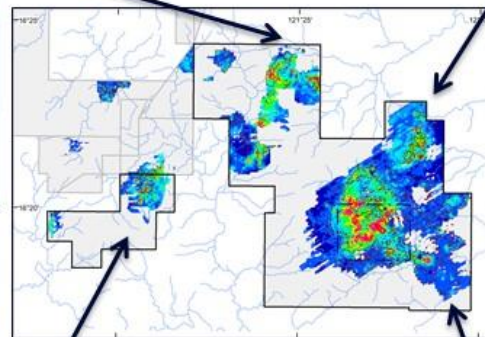
Philippines' prospective mineral endowment

# There For Nine Innings or More

## Fantastic exploration potential for more porphyries



- 4 Initial drilling targets
- 6,000 m drilling
- Mapping, soil sampling, geophysics

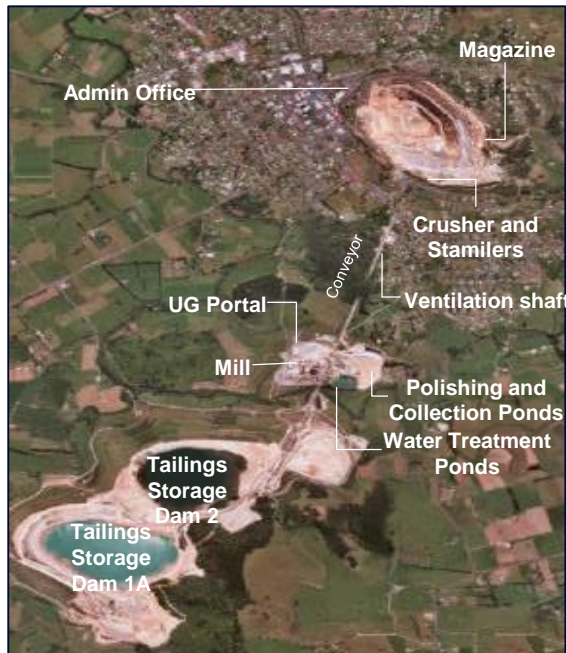


Hole	From (m)	Width (m)	Au (g/t)	Cu (%)
FDDH17	31	27	0.33	0.3
	67	53	0.31	0.21
	130	31	0.29	0.24
FDDH90	180	48	0.31	0.25
FDDH91	149	81	0.71	0.27
	239	63	0.67	0.24
FDDH105	244	105	0.66	0.34
	355	45	0.74	0.34
FDDH109	315	63	0.25	0.15

**D'Fox**

# Strengthening the Dugout

## Waihi acquisition consolidates the foundations of the business



Aerial of Waihi Operation

### P&P Reserves (Dec 31/15)

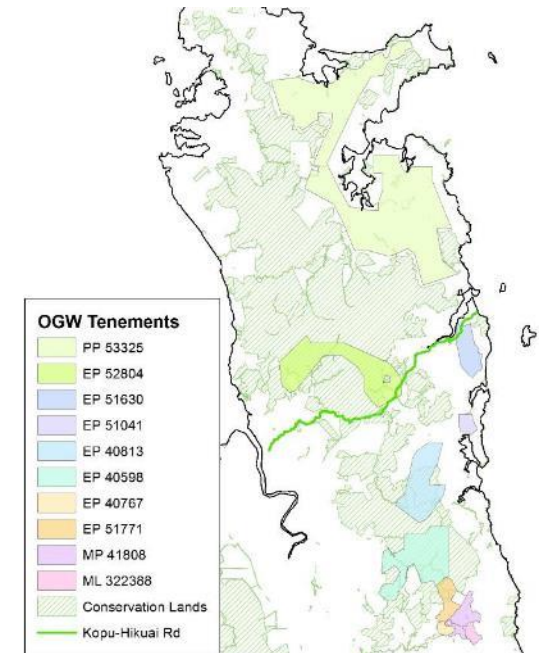
Gold: 2.1Mt @5.6g/t = 0.38 Moz

Silver: 2.2Mt @18.7g/t = 1.28 Moz

### M&I Resources (Dec 31/15)

Gold: 2.2Mt @5.7g/t = 0.40 Moz

Silver: 2.2Mt @18.8g/t = 1.31 Moz



OGC Tenements in Coromandel

### Transaction

\$101m cash

+

1% NSR on one tenement

### Operation

Correnso U/G –  
commissioned  
01/15

Open Pit –  
suspended 04/15

### Cash Generation

~\$5m / month

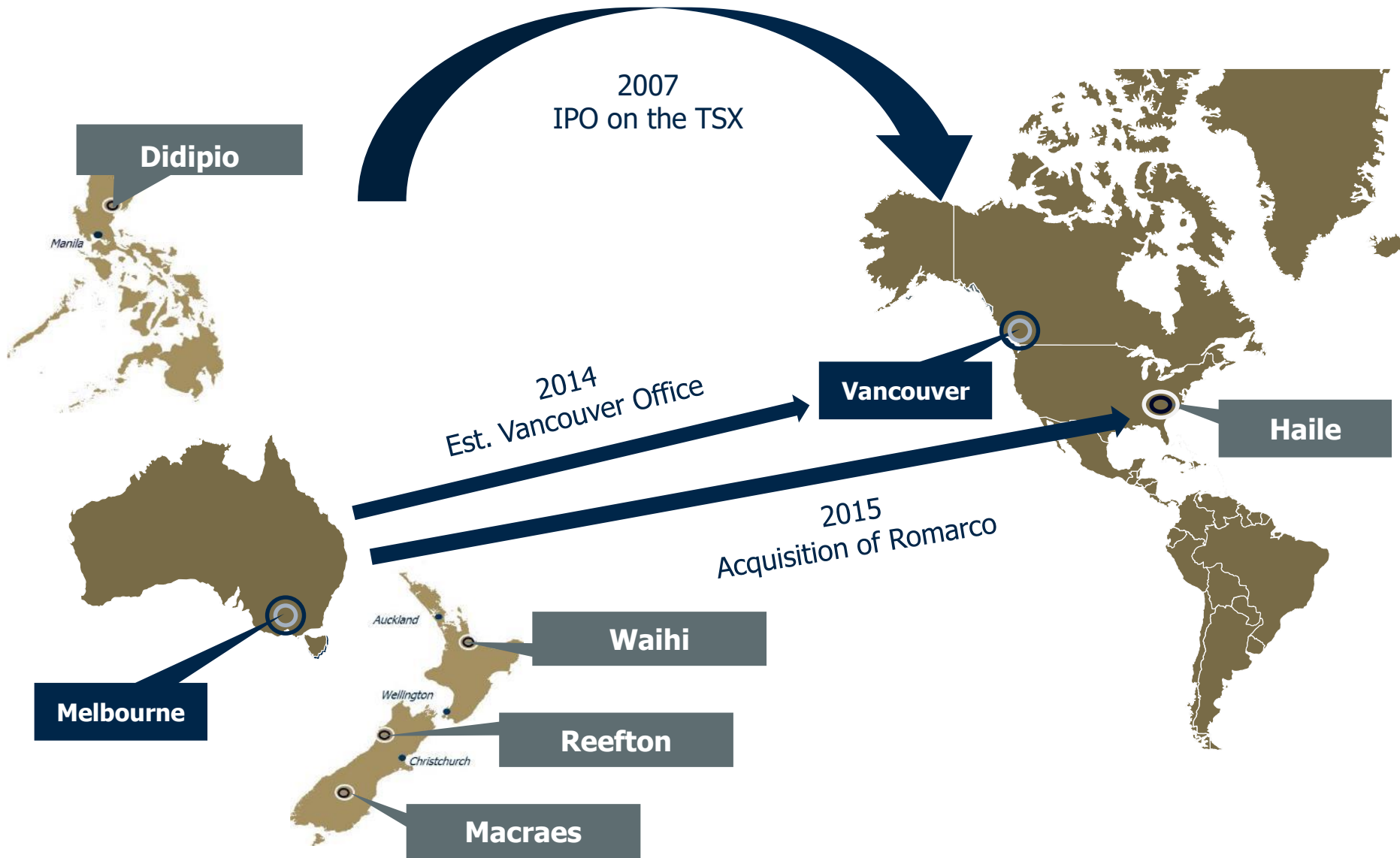
after all costs &  
taxes

### Exploration

Numerous surface  
& underground  
targets:

Waihi & regional

# Coming to the Americas

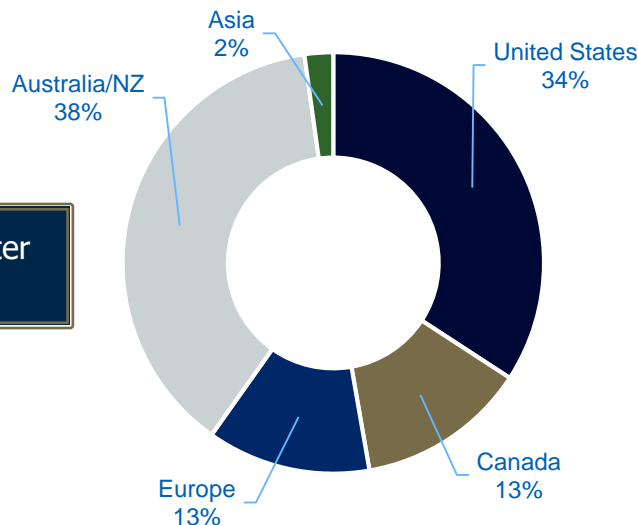


# Link Between Americas & OceanaGold

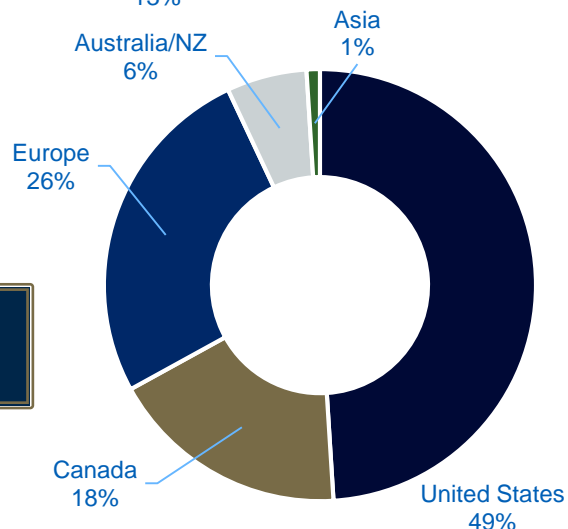


Strong investor interest migrates register to North America, Europe

Shareholder Register  
In 2012



Shareholder Register  
TODAY\*



\*Note: as at 31 Mar 2016

## TOP SHAREHOLDERS\*

- 1 **Blackrock (London)**
- 2 **Van Eck Associates (NYC)**
- 3 **Ingalls & Snyder (NYC)**
- 4 **Norges Bank IM (Oslo)**
- 5 **Dimensional Fund (Texas)**
- 6 **Royal Bank Global AM (Toronto)**
- 7 **Franklin Resources (San Fran)**
- 8 **JP Morgan AM (London)**
- 9 **T Rowe Price (Baltimore)**
- 10 **Colonial Resources (Sydney)**

# Going for Second Base

## Oceana's big splash into the US with Romarco acquisition

### WHAT WE PAID

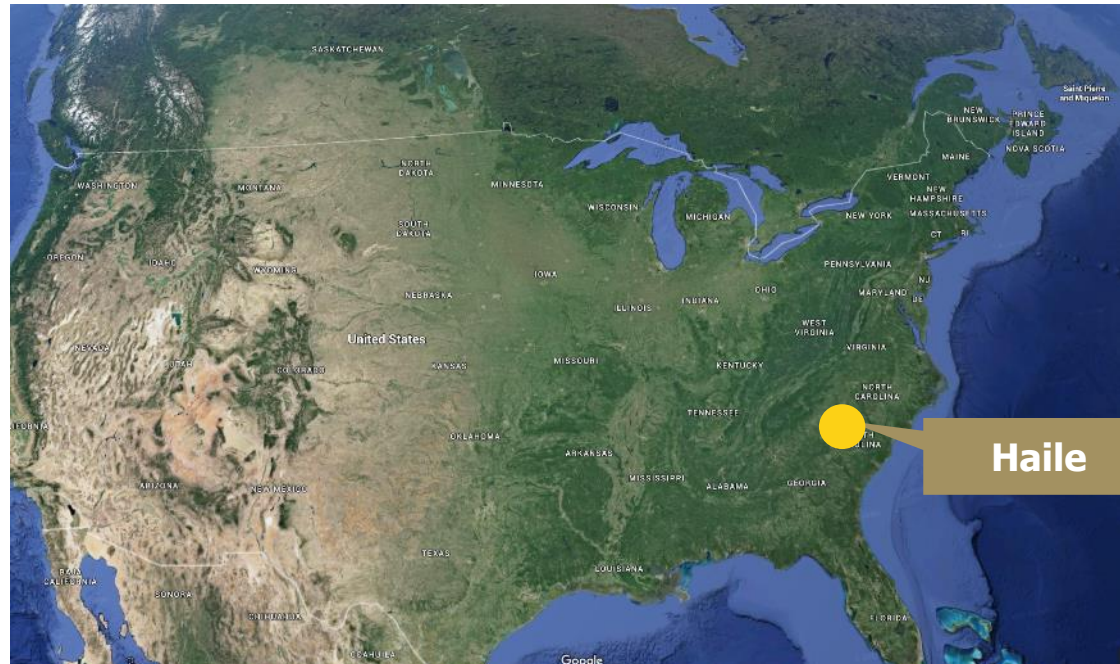
Transaction Price  
(1 Oct 2015)

~\$416m

### ADDITIONAL CAPEX

OGC Haile Capex  
(1 Oct 2015)

\$280m



### WHAT WE RECEIVED

Cash  
(1 Oct 2015)

~\$150m

Haile Capex Spent  
(as at 1 Oct 2015)

~\$100m

Resource  
(as at 31 Dec 2015)

4.8Moz\*

Geological Prospects

Significant upside

\*Note: Resources are inclusive of reserves

# Real Start to the US Gold Rush

**Gold in the Carolinas began the FIRST US gold rush**



Gold Discovered by Conrad Reed, young boy in 1793

Conrad found a 17-lb gold rock, used as a door stop until 1802 then sold for \$3.50 (true value \$3,500)

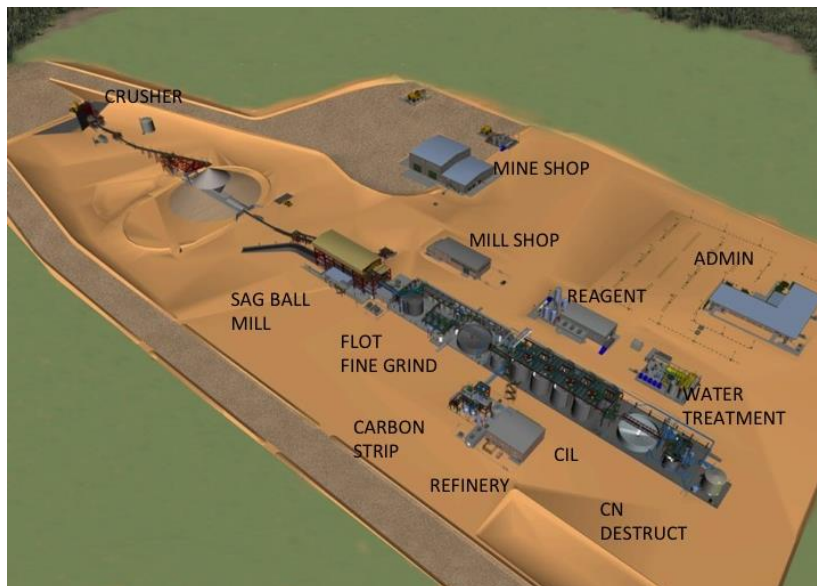
Gold rush started with the Reed Family placer mine

Haile deposit discovered in 1827 by Colonel Benjamin Haile

Benjamin Haile panning for gold

# It's Haile not Hailee

High quality, robust asset in top-tier jurisdiction



**P&P Reserves** (Dec 31/15)

**Open Pit Gold**  
30.5Mt @2.1g/t = 2.02 Moz

**M&I Resources** (Dec 31/15)

**Open Pit Gold**  
70.3Mt @1.7g/t = 3.92 Moz

**Underground Gold**  
0.8Mt @4.39g/t = 0.12 Moz

*\*Note: Resources are inclusive of reserves*

Haile Process Plant Animation

## High Quality

High Grade

Long Life (2030+)

Low Cost (\$600/oz)

## Strong Annual Production

Initially: 150koz

Potential: 250koz

## Upside

Significant  
exploration  
opportunities

Haile & Regional

## Status

In construction and  
advancing well

# Any Given Sunday

**Gridiron football is somewhat of a religion in the US**



Football Formation

Derived from soccer and rugby

Over \$330 million in ad revenue was generated in the 2014 Super Bowl



MetLife Stadium in New Jersey  
Site of the 2014 Super Bowl

Pittsburgh Steelers have won the most # of Super Bowls with six

An audible is a tactic used to change the original play call right before the play starts

# The “Oceana Way”

**Design enhancement, project de-risking = more robust operation**

## MINING




### Mining Enhancements

Grade control drilling

ROM Pad: decouple mine from process plant

Bucket excavators: minimise mine dilution

## PROCESS PLANT



### Processing Enhancements

Crushed ore bin: minimise dust

New flash flotation cell: larger, more proven technology

Process control system

# South Carolina: Great place to build a gold mine

## Infrastructure, labour, contractors, equipment



Aggregate Mine  
South Carolina



Arthur Ravenel Jr. Bridge  
Charleston, South Carolina

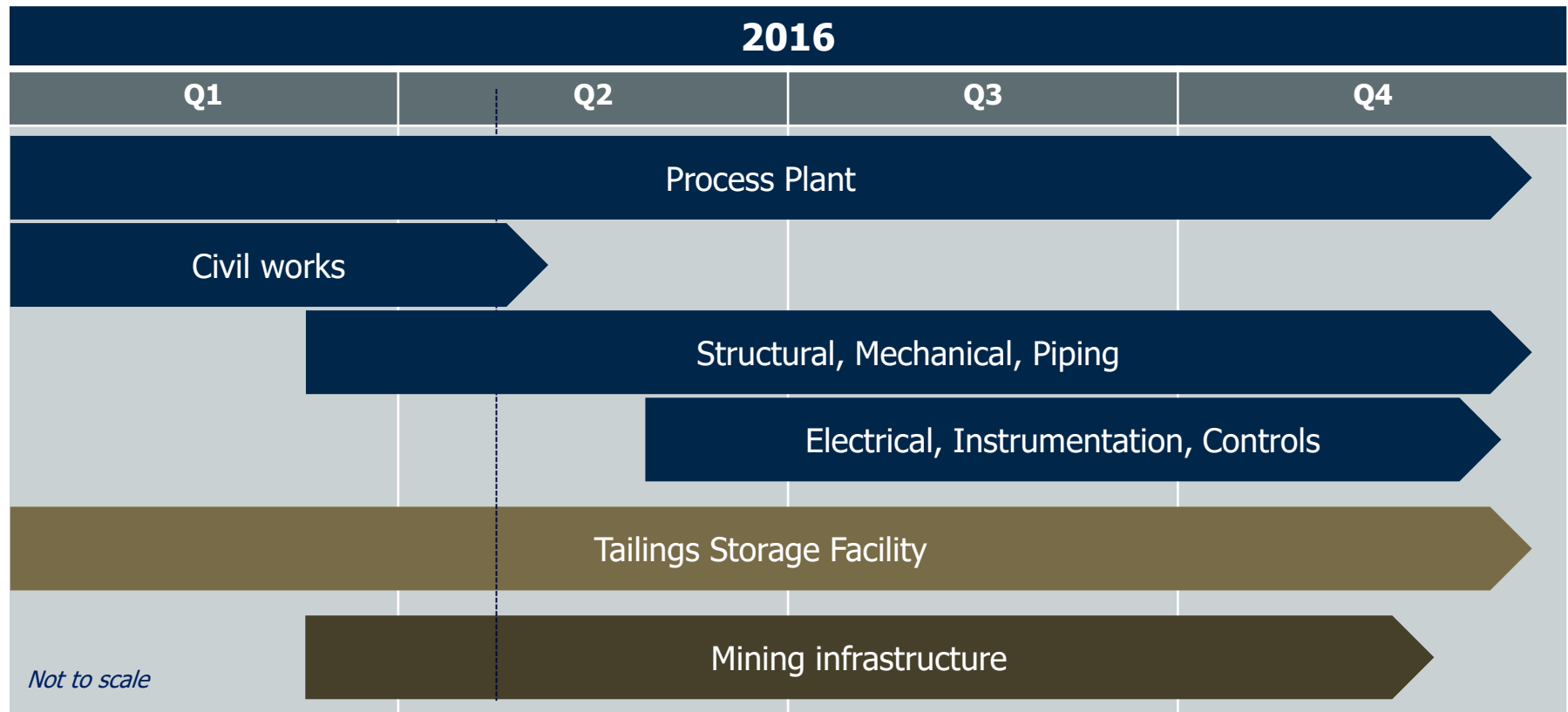
Bitumen roads everywhere

Low tax jurisdiction

Skilled labour and sophisticated contractors

Secure tenure

# Haile Construction Schedule



## KEY MILESTONES

First Ore Through Mill

End of 2016

Commercial Production

Early 2017

# What's Happening Now at Haile

## Process Plant

*April 29 2016*



# What's Happening Now at Haile

## Mining



# What's Happening Now at Haile

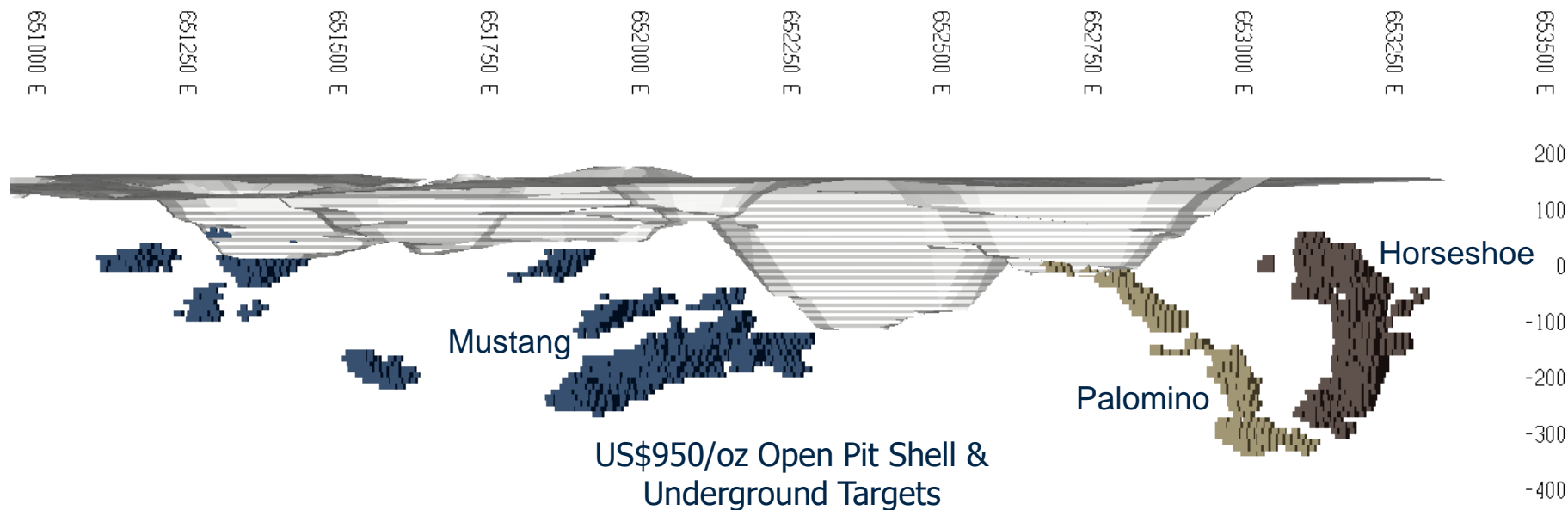
## PAG/PAF Cell Phase One Complete

*April 29 2016*



# Potential For More at Haile

## Significant Exploration Potential



40km+ of drilling planned at Haile & regional

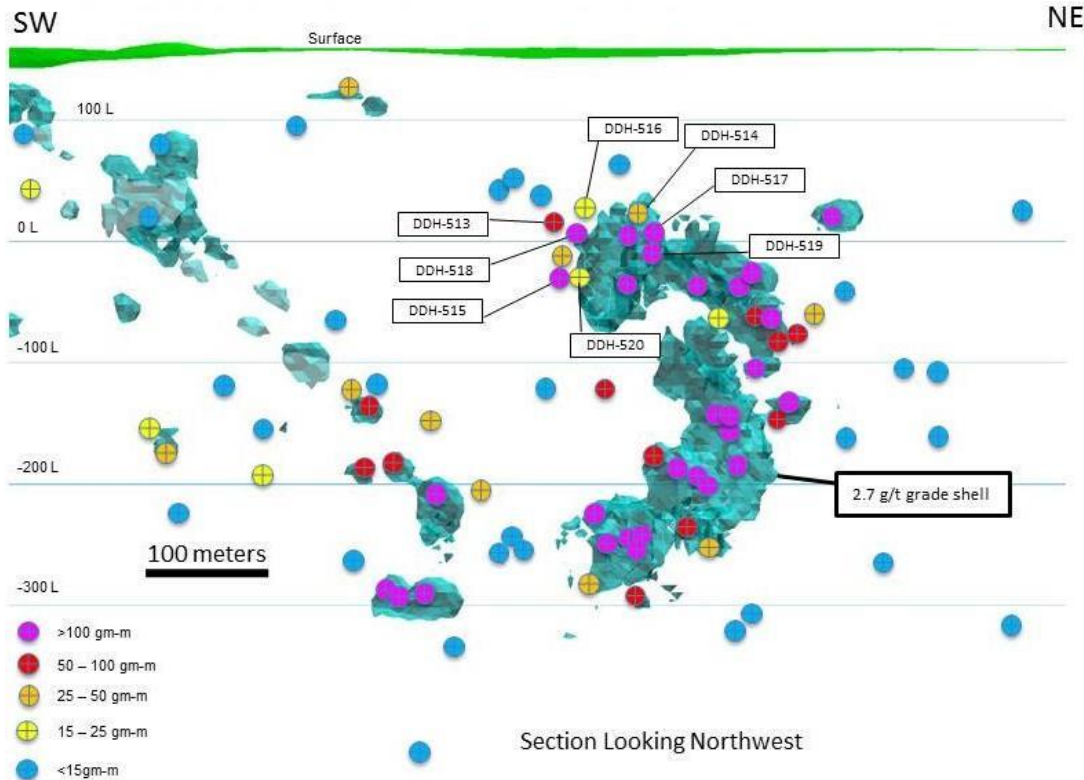
Advancing study to operate open pit & underground

Drilling underground Horseshoe deposit

Seeking to grow production to 250koz / yr  
2-3 years from today

# Haile Exploration Results

Horseshoe Deposit Long Section



Horseshoe Drill Hole DDH-519

**21.3 m @ 21.66 g/t**



**23.5 m @ 6.55 g/t**

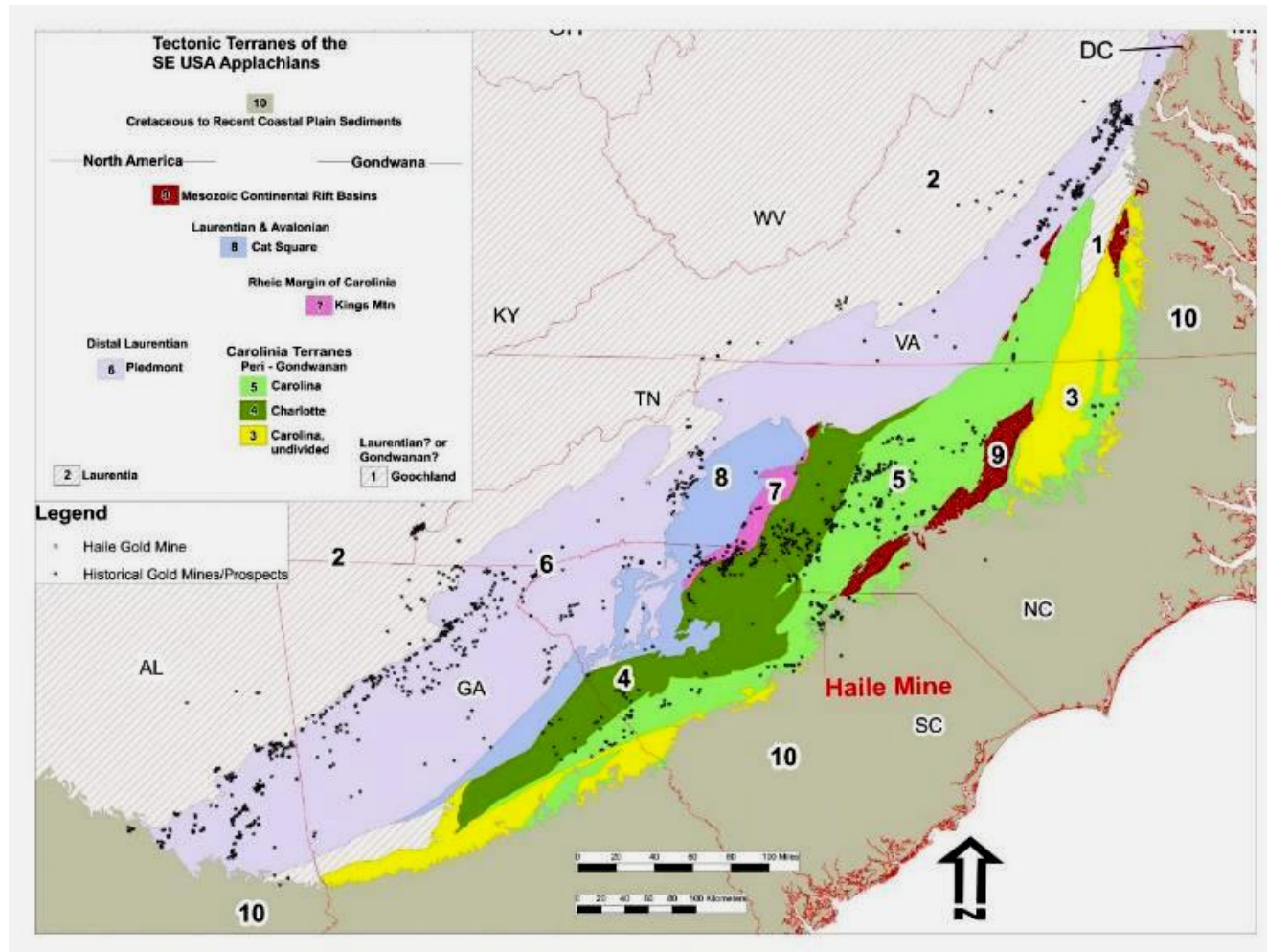
DRILL RESULTS AT HORSESHOE\*

Drill Hole	From (m)	True Width (m)	Au Grade (g/t)
<b>DDH-519</b>	<b>173.7</b>	<b>21.3</b>	<b>21.66</b>
	<b>198.1</b>	<b>23.5</b>	<b>6.55</b>
DDH-520	164.4	10.9	1.36
	184.2	13.9	1.15
	202.7	14.2	1.53
DDH-518	169.5	11.6	2.43
	183.5	13.0	5.47
	<b>201.9</b>	<b>13.3</b>	<b>10.57</b>
<i>including</i>	<b>209.7</b>	<b>4.5</b>	<b>28.43</b>
<b>DDH-517</b>	<b>176.1</b>	<b>40.9</b>	<b>4.71</b>
DDH-516	189.0	4.6	4.06
	203.0	3.6	5.95
DDH-515	171.0	64.1	1.84
<i>including</i>	182.9	3.0	7.70
DDH-514	178.3	7.6	3.30
	195.1	9.3	5.22
DDH-513	181.5	21.6	3.81
<i>including</i>	189.5	7.8	7.09

\*Note: For full drill results, visit: <http://www.oceanagold.com/investor-centre/filings/> or regulator filings

# Potential For More?

Extensive geological system that stretches wide and far



Life is peaceful there



US Territorial Expansion

Initial westward movement was in search for new land to farm and hunt

California Gold Rush 1848 to 1855



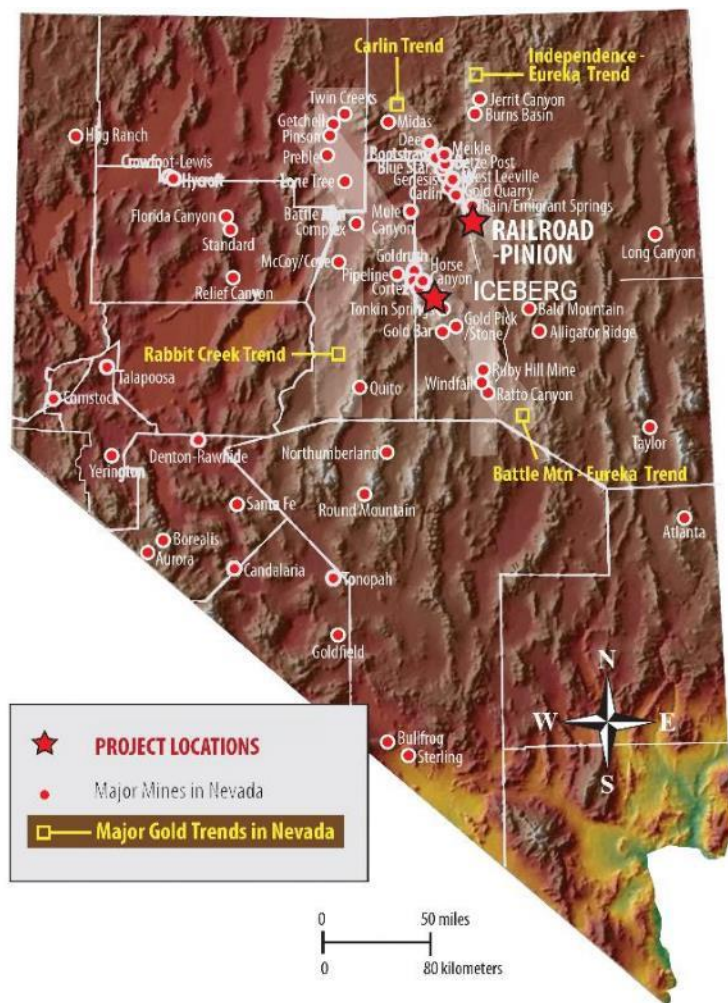
Wild, Wild West  
Photo of Billy the Kid

The Old West produced legendary characters: Jesse James, Wyatt Earp

Gambling in Las Vegas legalized in 1931;  
Hoover Dam completed in 1935

# Viva Las Vegas

Not quite but close



## STRATEGIC INVESTMENTS IN PROLIFIC GOLD TRENDS

	Gold Standard Ventures	NuLegacy
Location	Carlin Trend, Nevada	Cortez Trend, Nevada
Project	Railroad-Pinion	Iceberg
Equity Stake	19.1%	19.9%
# Shares Owned	39.3m	47.7m
Total Investment	C\$30.3m (C\$0.77 / share)	C\$6.7m (C\$0.14 / share)
Current value	C\$63.3m <sup>(1)</sup>	C\$17.2m <sup>(1)</sup>

(1) As at close of trade on 29 Apr 2016

# What Else Have We Learned

## Oh Say Can You See



The Donald

Politics is a sport

Donald Trump should be good for gold



Grits  
a common breakfast in the US South

Third base is out there somewhere

There are TONS of gold in the Americas



[www.oceanagold.com](http://www.oceanagold.com)

Innovation • Performance • Growth



**OCEANA**GOLD